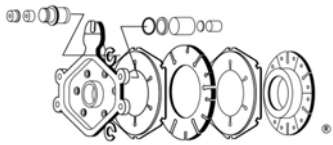


# Aero Brake & Spares

Revised Component Maintenance Manual  
 737-100/200 Main Brake Assembly, P/N 2601042  
Illustrated Parts List

Fig. Item	Part Number	Airline Part No.	Nomenclature	Eff. Code	Units Per Assy.
1-37	2607528-3		. TUBE, Adjuster .....	B	6
37A	2603835-12		. TUBE, Adjuster .....	A	6
38	2604849		. BALL, Adjuster .....	A, B	6
39	MS24042-4		. NUT, Self-locking .....	A, B	6
40	2602917		DELETED		
45	154928		. BUSHING, Friction .....	A	6
50	2602918		. PIN, Friction .....	A	6
51	2607180-1		. PIN, Adjuster .....	A, B	6
55	2602915		. WASHER, Keyed .....		6
55ALT	8512915		. WASHER, Keyed . (0GDP5) ..... FAA-PMA Project # PM8074SC-T)		6
60	MS16625-1137		. RING, Retainer .....		6
			(First Oversize) (For service repair)		
60B	MS16627-1143		. RING, Retainer .....		AR
			(Second Oversize) (For service repair)		
65	2603109		repair)		
66	2608586		DELETED	B	6
-66A	2603109		. WASHER, Recessed .....	A	6
70	2601092		. WASHER, Recessed .....		6
-75	2602679		. SPRING, Helical compression .....		
75A	2605353		DELETED	A	2
			. SPRING, Helical compression .....		
			(Not required if items 76. 271 and 272 are used)		
76	2603041				2
80	2602839		. PIN, Retainer .....		
-85	2603585		. PIN, Lining Wear Indicator .....	A	2
86	2605008		. RING, Retainer .....		2
90	2602916		. CLIP, Retaining .....		2
			. BUSHING .....		

Those items printed in BLUE are Distributor or PMA stock items with Aero Brake & Spares, Inc.



# Aero Brake & Spares

Revised Component Maintenance Manual  
 737-100/200 Main Brake Assembly, P/N 2601042  
 Illustrated Parts List

Fig. Item	Part Number	Airline Part No.	Nomenclature	Eff. Code	Units Per Assy.
1-168	AS3510-02XXC		. CABLE, Safety (Available in lengths from 3.00 – 24.00 inches (76.2 – 609.6mm) in 3.00 inch (6.2mm) increments		AR
-169	AS3510-02F		. FERRULE, Safety cable, short		AR
-169A	F10-04		. FERRULE, Safety cable, long		AR
170	2605083		. PACKING, Preformed		6
170-ALT	8515083		. PACKING, Preformed (V0GDP5)		6
175	MS28774-128		. RING, Packing backup, slotted (Superseded by 26033620 (Use until exhausted)		12
-175A	2603362		. RING, Packing backup, solid (Superseded by 2606799-128A)		12
-175B	2606799-128A		. RING, Packing backup, solid (Supersedes P/N 2603362)		12
180	2603103		. PIN, Insulator hold down (Superseded by 2609723-1, -2) (Sue until exhausted)		6
185	154929		. PROTECTOR, Insulator (Superseded by 2609723-1, -2) (Use until exhausted)		6
190	2600814		. HEAT SHIELD, Piston (Superseded by 2609723-1) (Use until exhausted)	A	6
-195	153809		DELETED		
-195A	2604258		DELETED		
195B	2608845		. INSULATOR, Piston (Superseded by 2609723-1, -2) (Use until exhausted)		6
200	2604249		. GUIDE, Insulator (Superseded by 2609723-1, -2) (Use until exhausted)		6
205	149629		. CLIP, Split tubular (Superseded by 2609723-1, -2) (Use until exhausted)		6
210	2605082		. PACKING, Preformed		6
210-ALT	8515082		. PACKING, Preformed (V0GDP5)		6
215	MS28774-216		. RING, Packing backup, split (Superseded by 2603361) (Use until exhausted)		12

Those items printed in BLUE are FAA-PMA parts by Aero Brake & Spares, Inc.

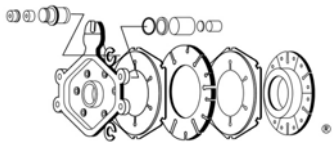
Honeywell® Component Maintenance Manual

32-40-03

Page 1008

Form 12-501L Rev 20 Aug 27/04

Oct. 17/06



# Aero Brake & Spares

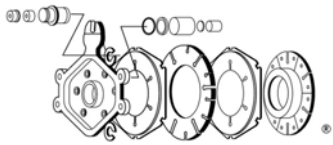
## Revised Component Maintenance Manual

### Main Brake Assembly, P/N 5003096

#### Illustrated Parts List

Fig. Item	Part Number	Airline Part No.	Nomenclature	Eff. Code	Units Per Assy.
1-100	9544028		. STATIONARY DISK SUBASSEMBLY	ABDEG	1
-100A	5006892		. STATIONARY DISK SUBASSEMBLY	FH	1
-110	GY18A15		.. RIVET (GYR18A-15		
-110ATL	AB18A15		.. RIVET (V0GDP5) (FAA-PMA Sup 2)		
-110A	GYR8A23		.. RIVET (GYR8A-23)		
120	5006029		.. WEAR PAD		
-120A	9536248				
-130	9550634*				
-130A	5006905				
130B	5006894				
140	FN12-02				
-150	9535045				
-150A	5001423				
150B	5012939				
150BALT	8532939				
150C	5012940				
150CALT	8532940				
151	5010711				
151ALT	8530711				
152	5012943				
152ALT	8532943				
153	5012941				
153A	5012942				
-160	9535044				
160LT	8535044				

Those items printed in BLUE are stock items with Aero Brake & Spares, Inc.



# Aero Brake & Spares

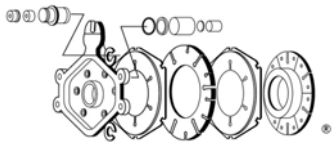
## Revised Component Maintenance Manual

737-100/200 Main Brake Assembly, P/N 2604042

### Illustrated Parts List

Fig. Item	Part Number	Airline Part No.	Nomenclature	Eff. Code	Units Per Assy.
1-95	2603096		. SHEET, Anti-abrasion . . . . .		6
100	2601743		. PLUG, Shipping . . . . .		1
105	2602554		. PLATE, Cover. . . . .		1
<b>ATTACHED PARTS</b>					
110	MS35266-79		. SCREW, Machine . . . . .		2
* — —					
115	2602555		. PLUG, Inlet . . . . .		1
120	2600428		. PACKING, Preformed . . . . .		1
125	MS28774-211		. RING, Racking backup . . . . .		2
-126	MS20995NC32		. WIRE, Nickel-copper . . . . .		AR
-127	AS3510-02XXC		. CABLE, Safety . . . . . (Available in lengths from 3.00 – 24.00 inches (76.2 – 609.6mm) In 3.00 inch (76.2mm) increments)		AR
-128	AS3510-02F		. FERRULE, Safety cable , short . . . . .		AR
-128A	F10-04		. FERRULE, Safety cable, long . . . . .		AR
130	150635		. VALVE ASSEMBLY, Bleeder . . . . .		1
135	AN502-10-6		. . SCREW, Machine . . . . .		1
140	MS35338-43		. . WASHER, Lock . . . . .		1
145	145938		. . SCREW, Bleeder . . . . .		1
150	2601079		. ADAPTER, Bleeder screw . . . . .		1
-151	2604446		. BUSHING, Bleeder screw . . . . . (For service repair – Used with P/N 2604447)		AR
155	151890		. PACKING, Preformed . . . . .		1
-155A	2604447		. PACKING, Preformed . . . . . (For service repair–replaces 2601079 Used with 2604446)		AR
-160	151383		. BUSHING, Bleeder port . . . . . (For service repair–Used on 151387)		AR
-165	151387		. PACKING, Preformed . . . . . (For service repair- Used on 151383)		AR
-165A	8511387		. <b>PACKING, Preformed (VOGDP5) . . . . .</b> <b>FAA-PMA Sup # 18</b>		<b>AR</b>
-167	MS20995NC32		. WIRE, Nickel-copper . . . . .		AR

Those items printed in BLUE are stock items with Aero Brake & Spares, Inc.



# Aero Brake & Spares

Revised Component Maintenance Manual  
 737-100/200 Main Brake Assembly, P/N 2604042  
Illustrated Parts List

Fig. Item	Part Number	Airline Part No.	Nomenclature	Eff. Code	Units Per Assy.
1-168	AS3510-02XXC		. CABLE, Safety. . . . . (Available in lengths from 3.00 – 24.00 inches (76.2 – 609.6mm) In 3.00 (76.2mm) increments)		AR
-169	AS3510-02F		. FERRULE, Safety cable, short. . . . .		AR
-169A	F10-04		. FERRULE, Safety cable, long. . . . .		AR
170	2605083		. PACKING, Preformed . . . . .		6
170A	8515083		. <b>PACKING, Preformed (0GDP5) FAA-PMA Sup (PM8347-T)</b>		<b>6</b>
175	MS28774-128		. RING, Packing backup, slotted . . . . . (Superseded by P/N 2603362, use Until exhausted)		12
-175A	2603362		. RING, Packing backup, solid . . . . . (Superseded by 2606799-128A, use Until exhausted)		12
-175B	2606799-128A		. RING, Packing backup, solid . . . . . (Supersedes P/N 2603362)		12
180	2603103		. PIN, Insulator holddown . . . . . (Superseded by P/N 2609723-1 or 2609723-2, use until exhausted)		6
185	154929		. PROTECTOR, Insulator . . . . . (Superseded by P/N 2609723-1 or 2609723-2, use until exhausted)		6
190	2600814		. HEAT SHIELD, Piston . . . . . (Superseded by P/N 2609723-1 use Until exhausted)	A	6
-195	153809		DELETED		
-195A	2604258		DELETED		
195B	2608845		. INSULATOR, Piston . . . . . (Superseded by P/N 2609723-1 or P/N 2609723-2, use until exhausted)		6
200	2604249		. GUIDE, Insulator . . . . . (Superseded by P/N 2609723-1, -2, Use until exhausted)		6
205	149629		. CLIP, Split tubular . . . . . (Superseded by P/N 2609723-1, -2, Use until exhausted)		6
210	2605082		. PACKING. Preformed . . . . .		6
210A	8515082		. <b>PACKING, Preformed . (0GDP5) FAA-PMA Sup (PM8358SC-T)</b>		<b>6</b>
215	MS28774-216		. RING, Packing backup, split . . . . . (Superseded by P/N 2603361, use until exhausted)	A	12

Those items printed in BLUE are stock items with Aero Brake & Spares, Inc.

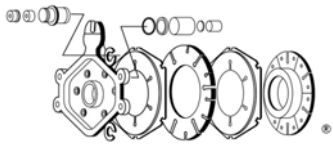
## Honeywell® Component Maintenance Manual

32-40-03

Publication 12-501L, Rev 20

Page 1008

Sep 29/06



# Aero Brake & Spares

## Revised Component Maintenance Manual 737-100/200 Main Brake Assembly, P/N 2604042 Illustrated Parts List

Fig. Item	Part Number	Airline Part No.	Nomenclature	Eff. Code	Units Per Assy.
1-215A	2603361		. RING, Packing backup, solid . . . . . (Superseded by P/N MS28774-216) (Superseded by P/N 2606799-216, Use until exhausted)	A	12
215B	2606799-216		. RING, Packing, solid . . . . . (Supersedes P/N 2603361)	A	12
215C	2606799-216		. RING, Packing backup, solid . . . . . (Use on one-piece piston item 221A)		6
220	2601076		. PISTON . . . . . (Superseded by P/N 2609723-1, use use until exhausted)	A	6
220A	2609723-1		. PISTON . . . . . (Supersedes P/Ns 2601076, 2603103, 154929, 260814, 2608845, 2604249, 149629)	A	6
221	2607394		. PISTON . . . . . (Superseded by P/N 2609723-2, use until exhausted)	B	6
221A	2609723-2		. PISTON . . . . . (Supersedes P/Ns 2607394, 2603103, 154929, 2608845, 2604249 and 149629)	B	6
225	154917		. RING, Wiper . . . . .		6
230	2601077		. BUSHING, Piston . . . . .	A	6
231	2607864		. BUSHING, Piston . . . . .	B	6
-232	MS20995NC32		. WIRE, Nickel-copper . . . . .		AR
-233	AS3510-02XXC		. CABLE, Safety . . . . . (Available in lengths from 3.00 – 24.00 inches (76.2 – 609.63mm) in 3.00 inch (76.2mm) increments)		AR
-234	AS3510-02F		. FERRULE, Safety cable, short . . . . .		AR
-234A	F10-04		. FERRULE, Safety cable, long . . . . .		AR
235	2601082		. PACKING-Preformed . . . . .		1
240	AN814-4L		. PLUG, Pressure . . . . . (Superseded by P/N ASA5169-04L, use until exhausted)		1
-240A	AS5169-04L		. PLUG, Pressure . . . . . (Supersedes P/N AN814-4L)		1

Those items printed in BLUE are stock items with Aero Brake & Spares, Inc.